


A collection of various stringed instruments is laid out on a light-colored wooden surface. From left to right, there is a small ukulele with a black headstock and a 'LUNA' logo, a banjo with a white face and a dark rim, a larger ukulele with a natural wood finish, a smaller ukulele with a natural wood finish, a larger ukulele with a natural wood finish and a black strap, and a guitar with a natural wood finish and a black strap. The instruments are arranged in a row, and the text 'Introducing the Ukulele' is overlaid in the center in a white, sans-serif font.

Introducing the Ukulele

Where does the ukulele originate?





Head

Strings

Body

Saddle

Bridge

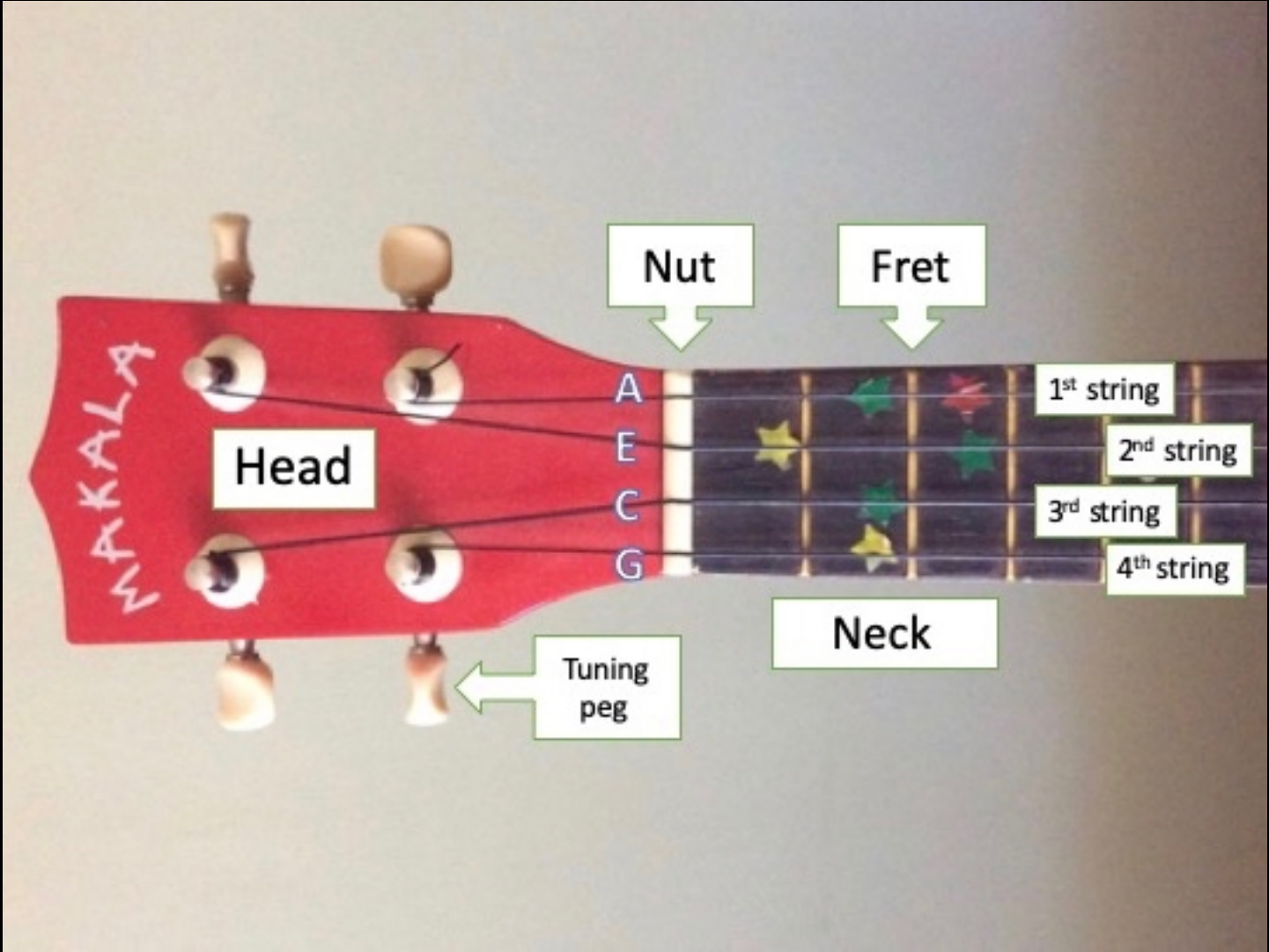
Sound hole

Frets

Neck and Fretboard

Nut

Tuners



Head

Nut

Fret

Neck

Tuning
peg

1st string

2nd string

3rd string

4th string

A
E
C
G

MAKALA

Holding your ukulele.




Strumming your ukulele.



Thumb method



Index finger method

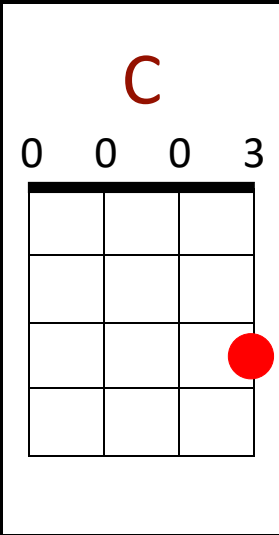


Index finger, open hand

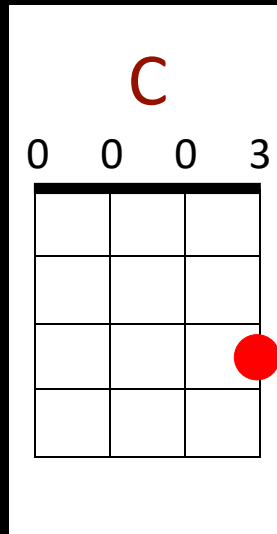
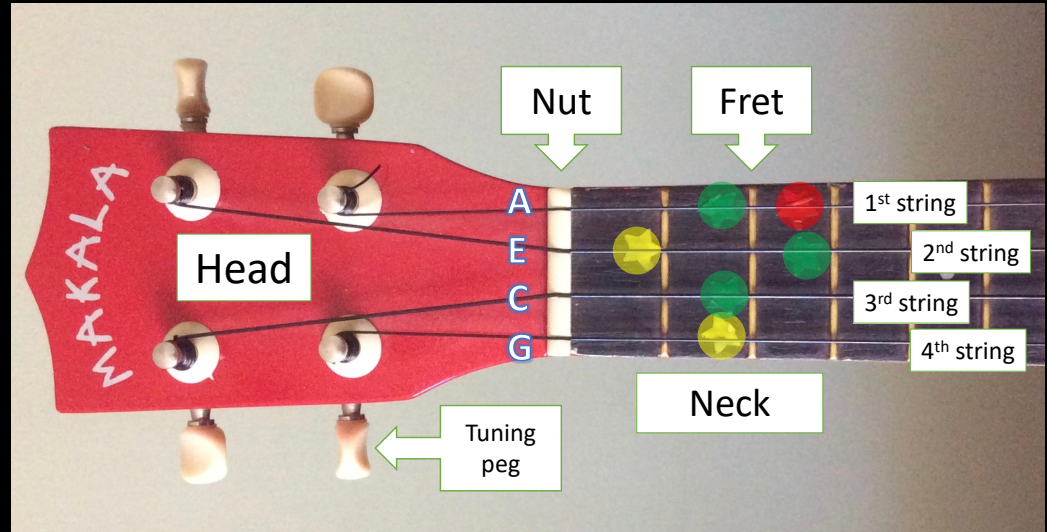
First Chord: C

A chord is a group of notes that sound “right” together. We say that they “harmonise”.

When you play “right-handed” you use your left hand to hold the chords and your right hand to strum. (Both left handed and right handed people can play “right handed” as we use both hands to make the music.)



To play a C chord, press your third finger, left hand, next to the third fret, first string – the place marked by a red dot (if you are using a sticker system.)



C C C C C

Row, row, row your boat, gently down the stream.

C C C C C

Merrily, merrily, merrily, merrily, life is but a dream.

C C C C C

Row, row, row your boat gently down the stream

C C C C C

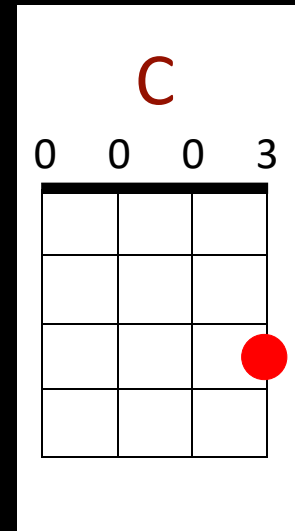
If you see a crocodile don't forget to scream.

C C C C C

Row, row, row your boat gently down the stream

C C C C C

You can make it up yourself but please do not be mean.





STOP

C

C

London's burning, London's burning!

C

C

Fetch the engines! Fetch the engines!

C

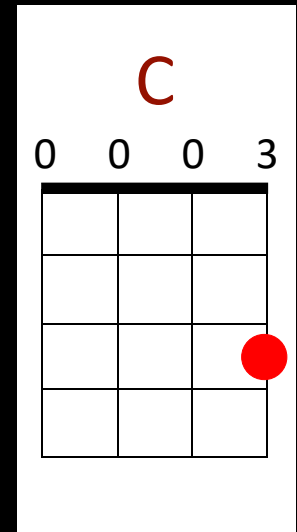
C

Fire, fire! Fire, fire!

C

C

Pour on water, Pour on water.



Try singing this song as a round while you strum the accompaniment.



STOP

www.school-ukulele-orchestra.net

2019 Russell Baker CC BY-SA

