

A collection of various stringed instruments, including several ukuleles, a banjo, and a mandolin, arranged on a wooden surface. The instruments are of different sizes and colors, some with dark wood and others with lighter wood. The text "Ukulele Lesson Eight" is overlaid in the center in a white, sans-serif font.

Ukulele Lesson Eight

Play each string,
one at a time.
Listen to the
sound. **Are your
strings in tune?**
Check with your
teacher or a tuner
if you think the
tuning is wrong.
**Check before you
try to change the
tuning.**

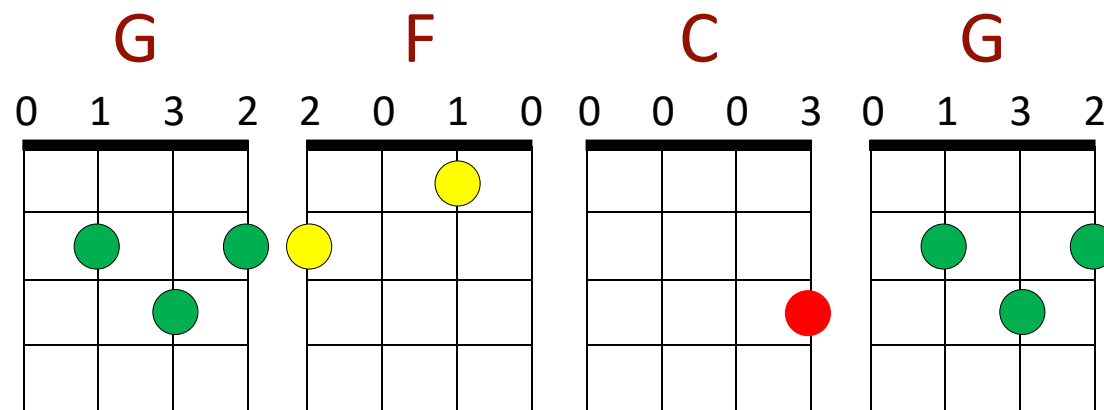
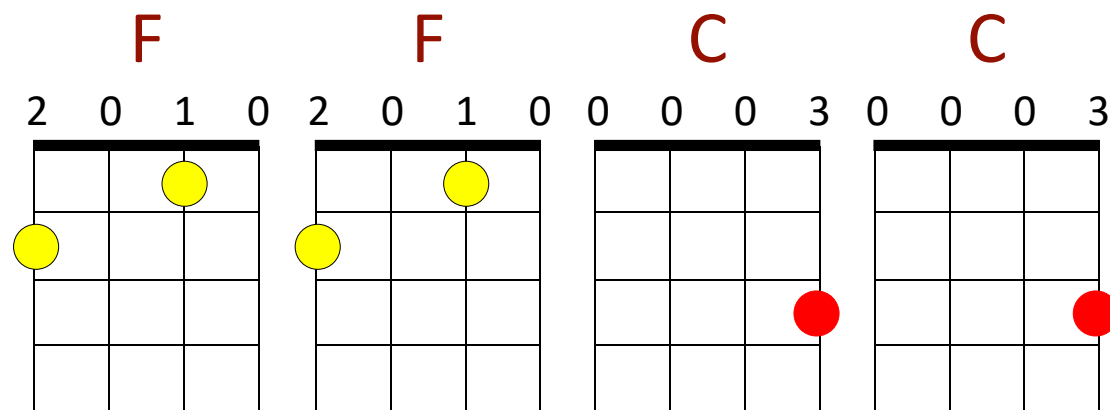
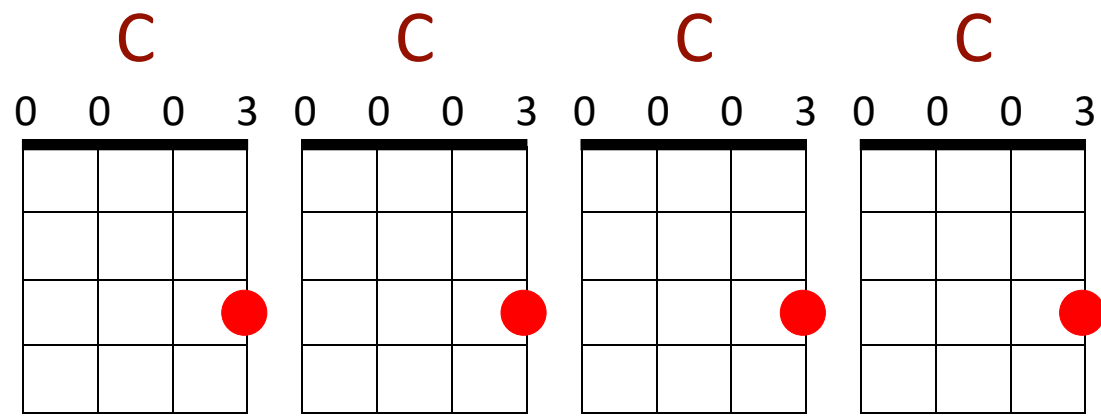




STOP

Twelve Bar Blues – Blues in C

Count four beats
(one bar) for each
chord diagram.
When you reach the
end, start again.



A red octagonal stop sign with a white border. The word "STOP" is written in the center in white, bold, sans-serif capital letters.

STOP

Thousands of songs use this pattern of chords,
including:

Hound Dog – Elvis Presley

Rock and Roll Music – The Beatles

Sweet Home Chicago – Robert Johnson

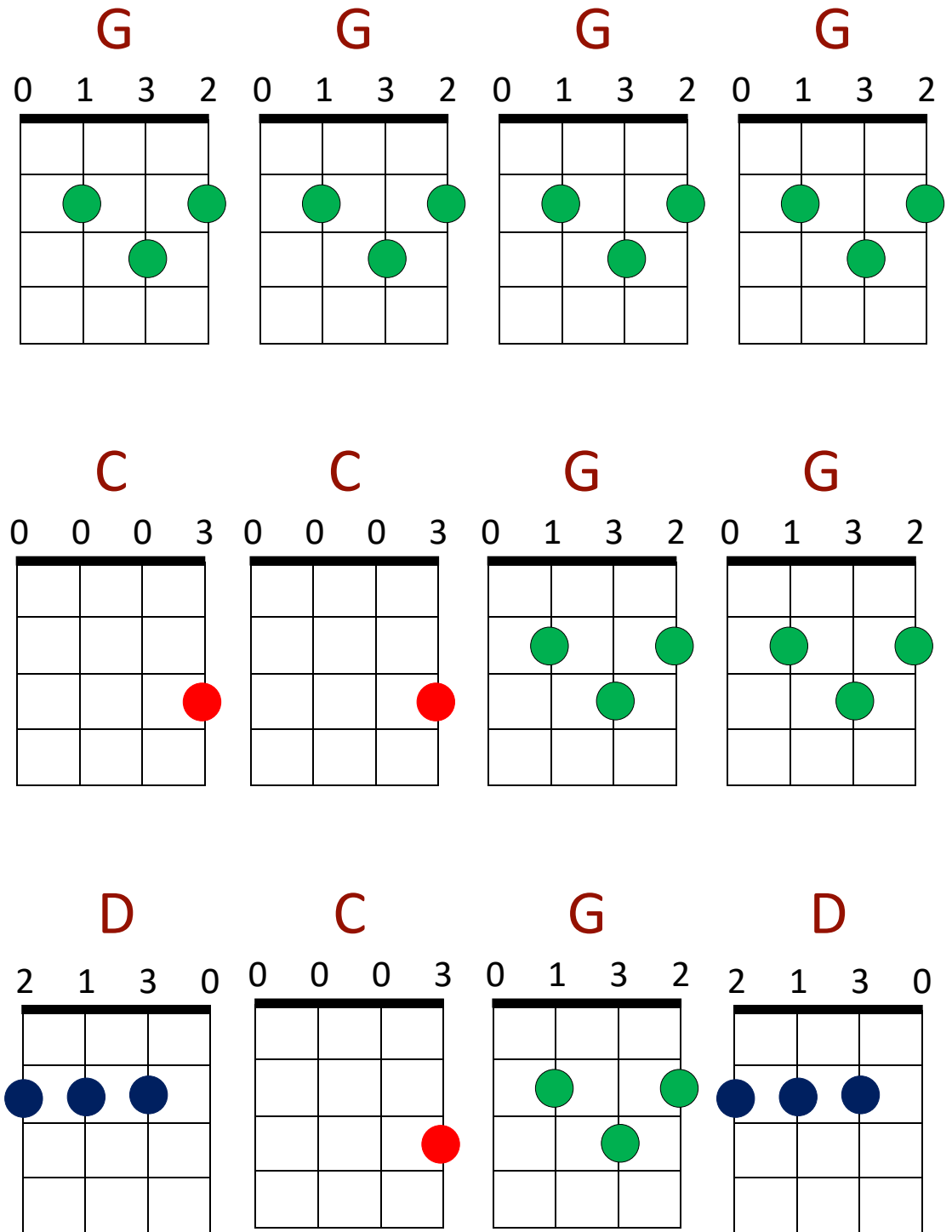
We're Going to be Friends – The White Stripes

Mustang Sally – Wilson Pickett

Rock Around the Clock – Bill Haley and the Comets

Twelve Bar Blues – Blues in G

Count four beats
(one bar) for each
chord diagram.
When you reach the
end, start again.

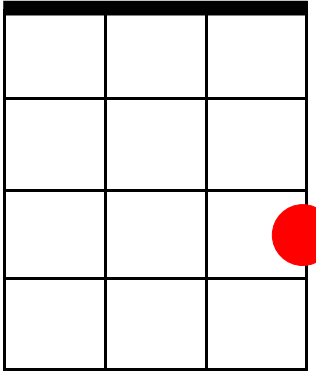
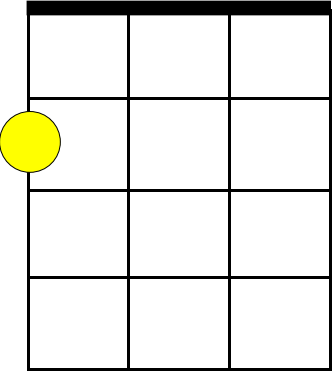
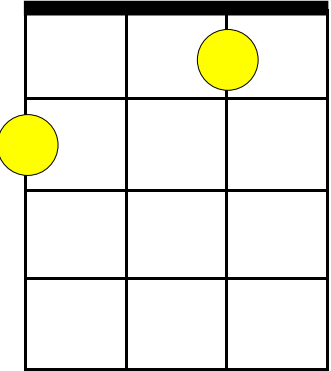
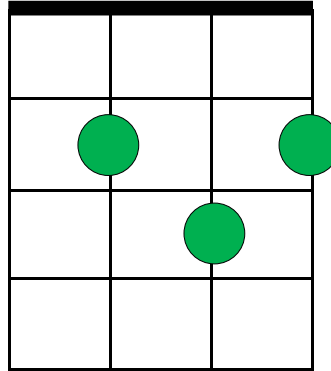


A red octagonal stop sign with a white border. The word "STOP" is written in the center in white, bold, sans-serif capital letters.

STOP

Example Progression One

Play each chord for a count of four (one bar).
Start again when you finish the pattern.

C	Am	F	G
0 0 0 3	2 0 0 0	2 0 1 0	0 1 3 2
			



STOP

Songs that use progression one include:

A Million Reasons - Lady Gaga

Stand By Me - Ben E. King

Me! - Taylor Smith

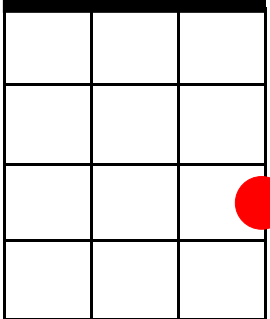
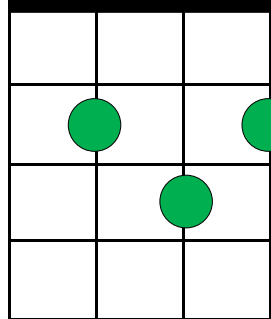
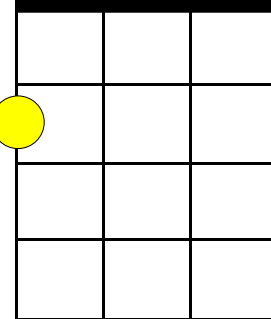
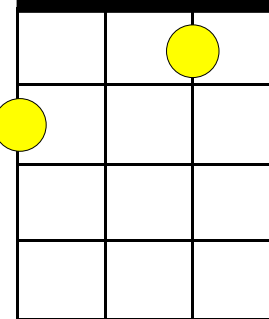
Baby - Justin Bieber

Octopus's Garden - The Beatles

Girl On Fire - Alicia Keys

Example Progression Two

Play each chord for a count of four (one bar).
Start again when you finish the pattern.

C	G	Am	F
0 0 0 3	0 1 3 2	2 0 0 0	2 0 1 0
			

A red octagonal stop sign with the word "STOP" written in white, bold, capital letters in the center. The sign is set against a black background.

STOP

Songs that use progression two include:

Flashlight - Jessie J

Bad Liar - Imagine Dragons

Bridge of Light - Pink

With or Without You - U2

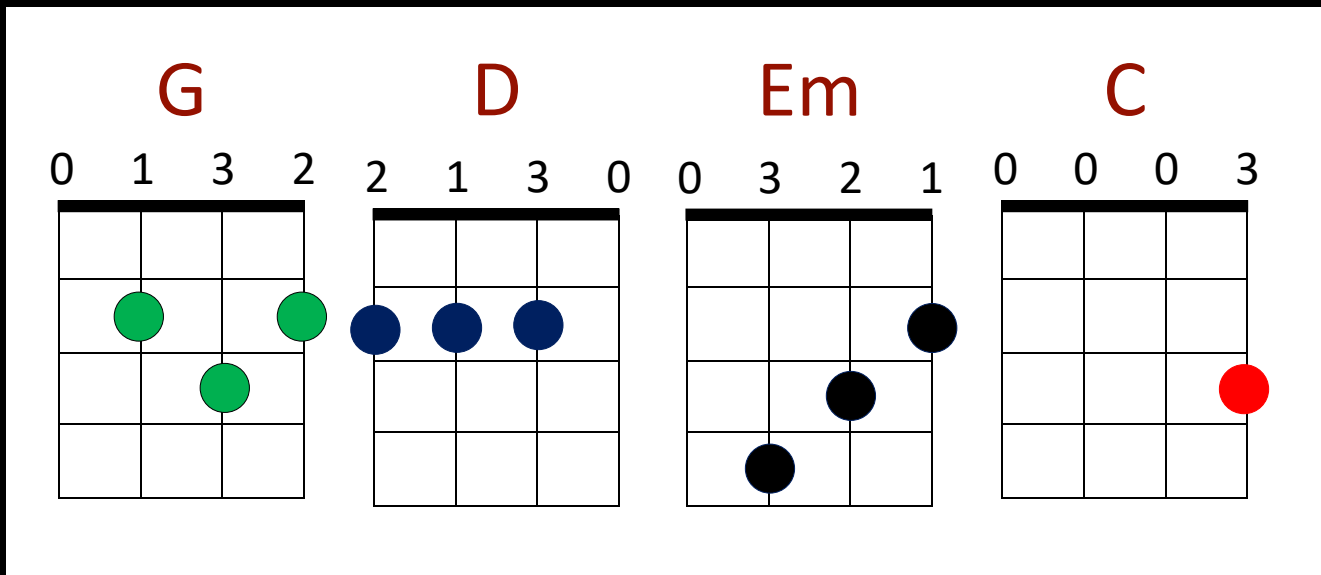
Someone Like You - Adele

Photograph - Ed Sheeran

Example Progression Three

(The same pattern as example two, but with different chords.)

Play each chord for a count of four (one bar).
Start again when you finish the pattern.

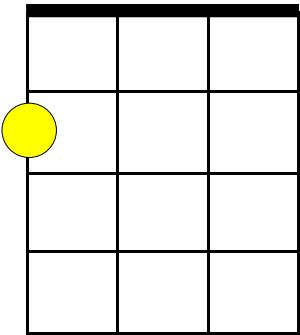
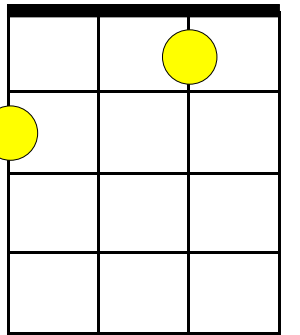
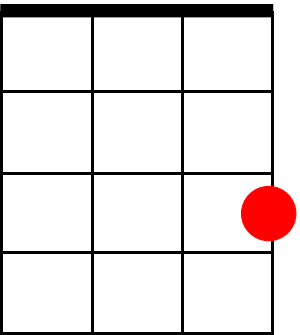
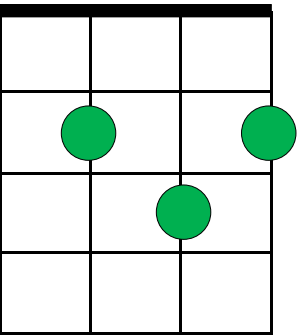


A red octagonal stop sign with the word "STOP" written in white, bold, capital letters in the center. The sign is set against a black background.

STOP

Example Progression Four

Play each chord for a count of four (one bar).
Start again when you finish the pattern.

Am	F	C	G
2 0 0 0	2 0 1 0	0 0 0 3	0 1 3 2
			



STOP

Here are just a few of the songs that use progression
four:

Who You Are - Jessie J

Poker Face - Lady Gaga

Grenade - Bruno Mars

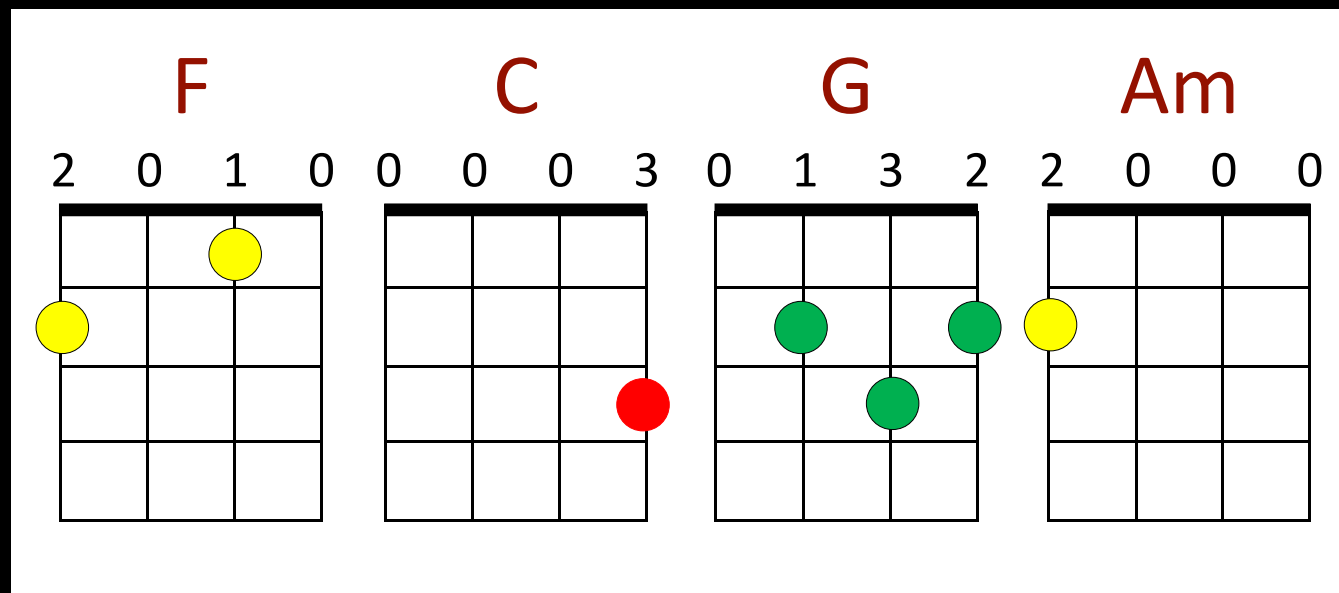
The Scientist - Coldplay

Amazing - Alex Lloyd

If I Were A Boy - Beyoncé

Example Progression Five

Play each chord for a count of four (one bar).
Start again when you finish the pattern.



A red octagonal stop sign with a white border. The word "STOP" is written in the center in white, bold, sans-serif capital letters.

STOP

Example Progression Six

Play each chord for a count of four (one bar).
Start again when you finish the pattern.

The diagram shows four guitar chord shapes on a four-string fretboard (strings 4, 3, 2, 1 from top to bottom):

- G:** Fingerings 0, 1, 3, 2. Frets 1 and 3 are marked with green dots.
- Am:** Fingerings 2, 0, 0, 0. Fret 2 is marked with a yellow dot.
- F:** Fingerings 2, 0, 1, 0. Frets 2 and 3 are marked with yellow dots.
- C:** Fingerings 0, 0, 0, 3. Fret 3 is marked with a red dot.



STOP

www.school-ukulele-orchestra.net

2019 Russell Baker CC BY-SA

